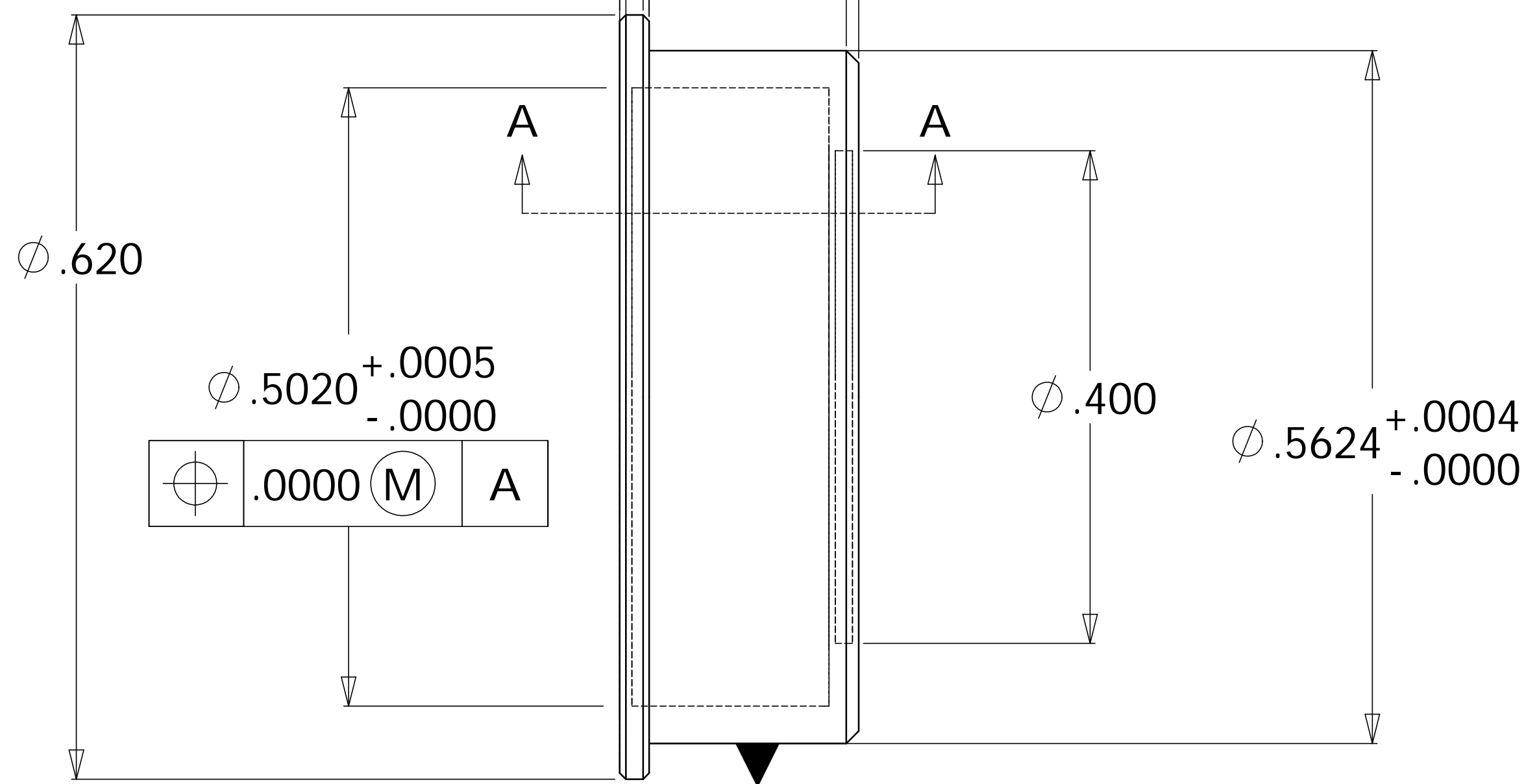
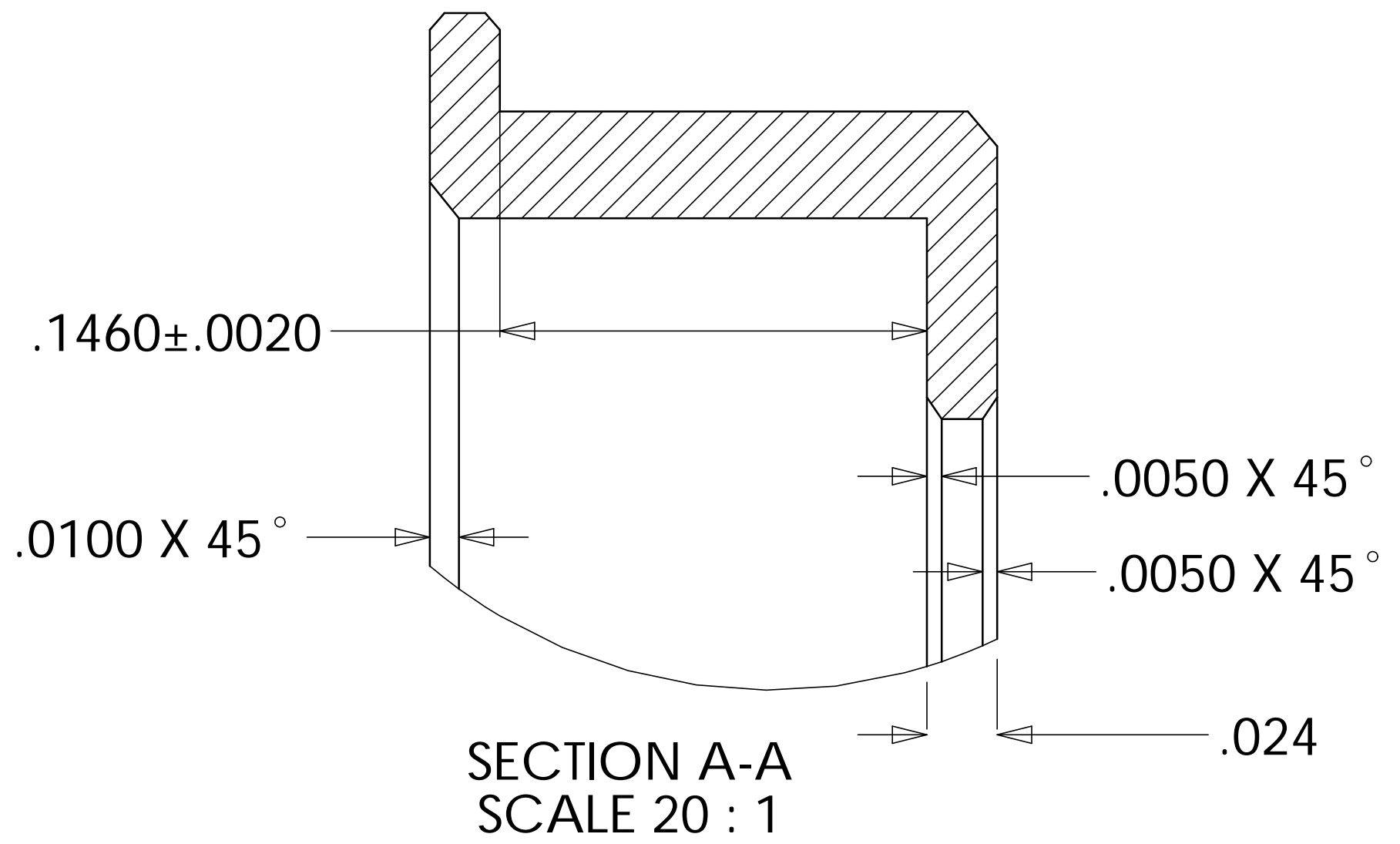
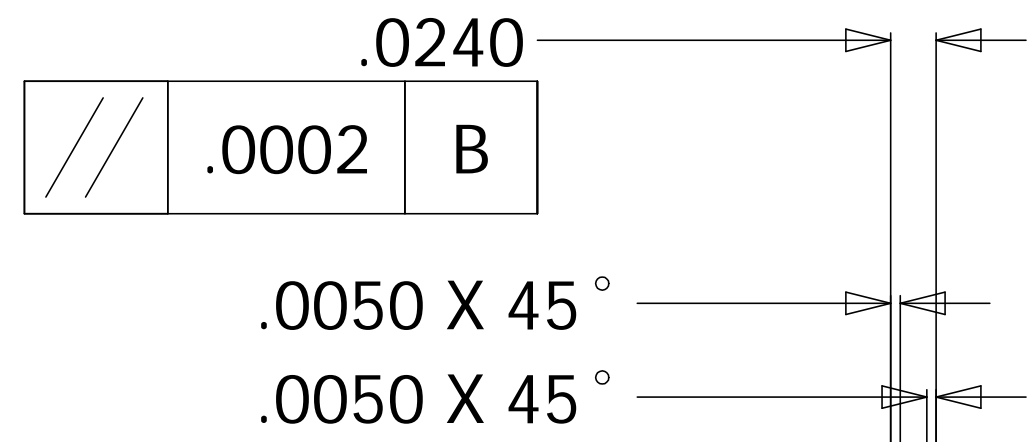


ENVISIONERING PRODUCT DEVELOPMENT CLAIMS PROPRIETARY RIGHTS IN THE INFORMATION DISCLOSED HEREON. THIS DRAWING IS FURNISHED IN CONFIDENCE ON THE EXPRESS UNDERSTANDING THAT NEITHER IT NOR ANY REPRODUCTION THEREOF WILL BE DISCLOSED TO OTHERS OR USED FOR THE PURPOSE OF MANUFACTURE OR PROCUREMENT OF THE ARTICLE OR PART SHOWN HEREON.

Cylindrical Fit Reference Only												
Class	Range Min	Range Max	Pin OD	OD Plus	OD Minus	Max Pin	Min Pin	Hole ID	ID Plus	ID Minus	Max Hole	Min Hole
FN1	-0.00020	-0.00090	0.56240	0.00040	0.00000	0.56280	0.56240	0.56190	0.00030	0.00000	0.56220	0.56190
FN1	-0.00010	-0.00080	0.50000	0.00000	0.00020	0.50000	0.49980	0.49920	0.00050	0.00000	0.49970	0.49920

REVISIONS			
REV.	DESCRIPTION	DATE	APPROVED



SECTION A-A
SCALE 20 : 1

PARTS LIST		UNLESS OTHERWISE SPECIFIED DIMENSIONS ARE IN INCHES TOLERANCES ARE:		CAD GENERATED DRAWING. DO NOT MANUALLY UPDATE	
XX	± 0.015	APPROVALS	DATE		
.XXX	± 0.005	DRAWN			
X°	± 0.3°	CHECKED			
		RESP ENG			
MATERIAL	SS	MFG ENG		Flanged seal cup	
FINISH		QUAL ENG			
APPLICATION	DO NOT SCALE DRAWING				
SIZE C	DWG. NO. B02T122217	SCALE 1:1	CAD FILE B02T122217	SHEET 1 OF 1	